

SOLID PLASTIC LOCKERS SPECIFICATIONS

PART 1 - GENERAL

1.01 DESCRIPTION

- A. Fully Assembled High Density Polyethylene Lockers
- B. Furnish all labor and materials necessary for the completion of work in this section as shown on the contract drawings and specified herein.

PART 2 - PRODUCTS

2.01 MANUFACTURER

- A. Solid plastic locker shall be manufactured for General Partitions Mfg. Corp, which is located at:
1702 Peninsula Drive. P.O. Box 8370; Erie, PA 16505-0370; Tel: 814-833-1154; Fax: 814-838-3473;

Email: sales@generalpartition.com; Web: www.generalpartitions.com

2.02 MATERIALS

- A. Sides, shelves, tops and bottoms shall be made from 3/8" thick polymer with homogeneous color.
- B. Doors shall be made from 1/2" thick polymer with homogeneous color.
- C. Door frames shall be made from 1/2" thick polymer with homogeneous color.

2.03 FABRICATION

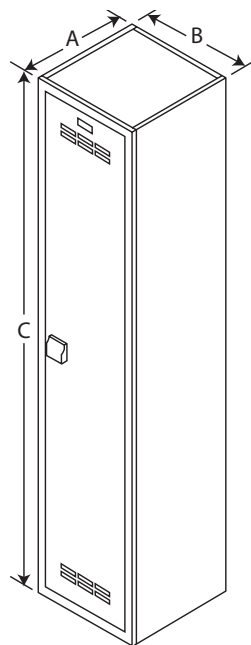
- A. Fabricate locker components square and rigid, with finish free from scratches and chips.
- B. Locker shall ship fully assembled, requiring only attachment of interior accessory items.
- C. Separate solid plastic components will be secured using perimeter dado routing to provide a continuous and solid joint that slides together for assembly.
- D. Locker sides and backs shall form a one-piece unit constructed from a single and contiguous sheet of solid plastic requiring no hardware. Doorframes shall be bonded to locker bodies using plastic welding process.
- E. Continuous spring-loaded latch mechanism shall provide a vertical finger lift that is capable of accepting a padlock and is securely fastened to the door. Latch mechanism shall be attached to the length of the door, providing a continuous security latch.
- F. Door Hinge shall be continuous and integrate into the full length of the door and main locker body, with no metallic knuckles or pins.
- G. Ventilation - Pattern of 6 horizontal slots in upper and lower ranges of door
- H. Coat Hooks shall be made from steel, zinc plated to resist corrosion and attached to intermediate shelves at the locker
- I. sides using hardware supplied by the manufacturer. Provide two per opening on 12" and 15" wide single, double and triple tier openings. 2 additional hooks are supplied at the rear of 18" wide lockers.
- J. Finish shall be slightly textured for tops, bottoms, shelves and sidewalls to reduce marring in the color natural white. Doors have a slightly textured finish to reduce marring and will be selected from the manufacturer's standard colors.
- K. All lockers with doors 12" and higher shall have a vertical lift handle that requires no pinching, twisting, grasping or lateral motion to disengage.
- L. All lockers with doors shall include a padlock attachment.

2.04 ACCESSORIES

- A. Number Plates: Provide each locker with a polished aluminum number plate, 2-1/4 inches (57 mm) wide by 1 inch (25 mm) high, with black numerals not less than 3/8 inch (9.5 mm) high; attach to face of door with two aluminum rivets.
- B. Continuous recessed locker base shall be constructed of 3" x 3/4" HDPE providing a 3 inch high and deep toe-kick.
- C. Finished end panels shall be constructed of one piece of 1/2" thick HDPE and attached using concealed tamper resistant fasteners.
- D. Finished flat top panel shall be constructed of one piece of 1/2" thick HDPE and attached using concealed tamper resistant fasteners.
- E. Continuous Sloping Hood shall be constructed of 1/2" thick HDPE and attached using concealed tamper resistant fasteners.

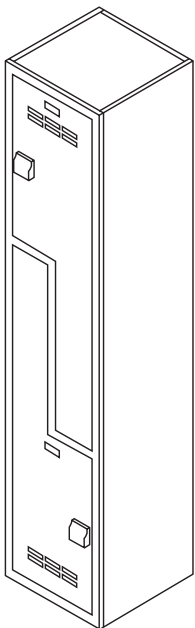
WARRANTY

Locker manufacturer's limited 20-year warranty against delamination or breakage of any of the plastic components under normal use shall apply. Manufacturer's standard limited 1 year warranty against defects in material or workmanship also applies.




Single Tier

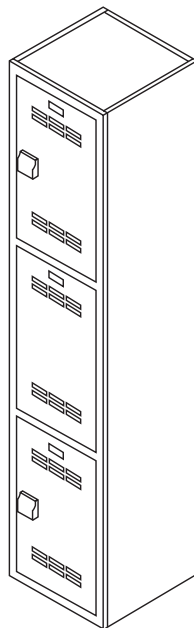
Available Sizes
A = 12", 15", or 18"
B = 12", 15", or 18"
C = 24", 36", 48", 60", or 72"



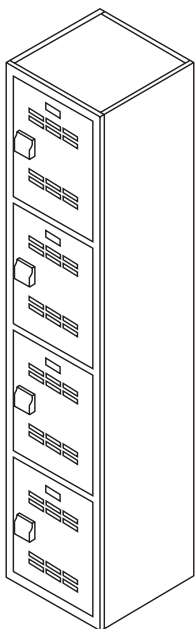
Z Locker



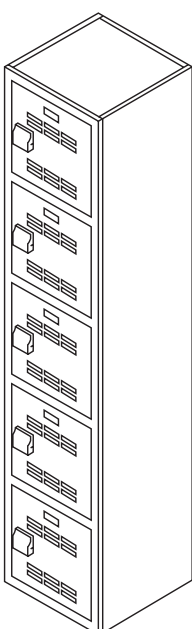
Double Tier



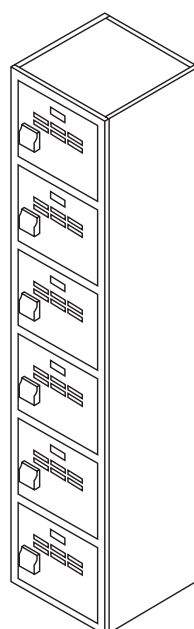
3 Tier



4 Tier



5 Tier



6 Tier