

Toilet Partition Catalog



INTRODUCING
BOBspec™
TOILET PARTITION SELECTION
AND SPECIFICATION METHOD



BUILDING VALUE SINCE 1906

Portfolio of Values



Architects, developers and facility managers have selected Bobrick's performance-engineered toilet partitions with confidence since 1970. As a market leader, Bobrick delivers building owner value through design excellence, multiple options, code compliance, and long-lasting durability.



Specifiers choose from a variety of partition materials including Solid Color Reinforced Composite (SCRC), Compact Laminate (CL) and High Pressure Laminate (HPL) with a substantial selection of colors and patterns. Mounting configurations, Gap-Free® and Maximum Height privacy and hardware options are available.



SCRC, CL and HPL are first quality, extra-durable toilet partition materials that score exceptionally high for graffiti, impact and scratch-resistance. Excellent maintainability is another measure of durability and results in long-term performance, minimizing costly repair and replacement expense.



Partition hardware is fabricated of 50%–70% post-industrial recycled stainless steel. Regional manufacturing and distribution facilities within 500 miles of 70% of the U.S. population conserve transportation energy consumption. Bobrick's Toilet Partitions can contribute to LEED points.



Bobrick toilet partitions comply with the latest ASTM E 84 Flame Spread and Smoke Development index requirements for Interior Finishes. Bobrick will gladly provide toilet partition accessibility consultation including wheelchair accessibility compartment layouts, approaches, turning radiuses and reach range compliance.



Cleanability is a key factor in maintaining partitions in a sanitary condition. CL and SCRC surfaces, including doors, stiles and panels, feature Graffiti-Off® non-porous surfaces for easy graffiti removal and disinfection. Other materials with porous textures make cleaning more difficult.

Additional Bobrick Resources



Bobrick's Restroom Accessory Catalog

Featuring hundreds of stainless steel accessories, including dispensers, receptacles, vendors, warm-air dryers, and grab bars, this catalog provides all amenities required for the contemporary commercial restroom.



Planning Guide for Accessible Restrooms

The Guide is the latest reference resource for ADAAG accessible restrooms, including wheelchair turning radiuses, accessory mounting heights, reach ranges, and accessible toilet compartments.

Symbols and Resources for Architects, Designers and Facility Managers



All Bobrick partitions are NFPA and ICC fire code compliant. Please refer to Bobrick’s TB-73 which provides Flame Spread and Smoke Developed indices. Test results available upon request.



The Rapid Response® symbol signifies 2, 5 (1550 series) and 10-day shipping programs.



Bobrick.com is a world of electronic information and tools, including access to Bobrick’s global network of Architectural Representatives, Authorized Distributors and Installers.



Electronic Guide Specs and BIM Objects facilitate efficient project specification



Spec Wizard aggregates selected Toilet Partition Series for a project into a comprehensive specification.

Bobrick Toilet Partition Series Numerical Product Index

SierraSeries®	(SCRC) - 1090	page 6 – 7
DuraLineSeries®	(CL) - 1080	8 – 9
DesignerSeries™	(HPL) - 1040	10
MetroSeries™	(HPL) - 1550	11
TrimLineSeries™	(HPL) - 1030	12
AccentSeries™	(HPL) - 1530	13

Toilet Partition Selection and Specification Method

BOBSpec is a systematic approach to Toilet Partition selection factors assuring the most appropriate partitions for a given project, efficient fabrication and successful installation.

BOBSpec assists architects, designers and developers, first in evaluating needs and priorities of a project, and then in selecting materials, configurations, design and privacy options, hardware and color/pattern choices.

BOBSpec results in delivering a concise specification reducing confusion and rework.

Selecting, Specifying and Ordering Toilet Partitions for Each Building Type



Prestige Properties



Standard Use Buildings



Heavy Traffic Facilities


1. Use the Material Selection Chart on page 5 to identify the most appropriate material and mounting configuration for the project.
2. Select the desired material from page 5 and pair it with the partition series height, privacy and hardware options.
3. Next, select the colors and patterns based on the design concept (SCRC page 7, CL page 9 and HPL page 14).

Bobrick's Toilet Partition Advantages



Privacy and Security

Gap-Free interlock eliminates sight lines. 72" Maximum Height doors and panels provide 4-5/16" floor clearance.



Concealed Hardware

Standard on CL and HPL Bobrick Toilet Partition series, results in a clean, flush architectural styling.



Robust Engineering

Factory-Installed Inserts provide durability and protect against heavy-use and abuse.






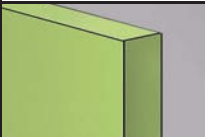


Easy Installation

Stile Base Leveling Devices ensure perfect alignment and plumb.





BOBSpec

Two additional advantages: The BOBSpec method for accurate, concise specs, and the expertise of Bobrick Architectural Reps.

Material Selection

	Material	Approx. Initial Cost/Index	Graffiti/Scratch Removal	Notes
Other Manufacturers	 Painted Metal	Lowest (1.0)	Low scratch and moderate graffiti resistance Paint or replacement required	Budget applications Many feature standard plastic hinges Class A Interior Finish Fire Code Classification
	 Plastic (HDPE)	Moderate (1.9)	Low scratch and graffiti resistance Low impact resistance	High traffic environments Does not meet Interior Finishes Fire Code Classification. Be sure to specify the NFPA 286 test.
	 Stainless Steel	Highest (3.0)	Low scratch and impact resistance Moderate graffiti resistance	High Design look Limited Finishes Class A Interior Finish Fire Code Classification
Bobrick Materials	 Laminate (HPL)	Lowest (1.1)	Low scratch and impact resistance Graffiti can be removed	Budget for high-end applications depending on options selected Concealed stainless steel hardware is standard for Bobrick partitions Class B Interior Finish Fire Code Classification
	 Phenolic (CL)	Moderate (2.4)	High scratch and impact resistance Complete graffiti removal	Highest traffic environments Many colors and patterns Class A and B Interior Finish Fire Code Classification
	 SCRC	Moderate to High (2.7)	Highest scratch and impact resistance Complete graffiti removal	High traffic and vandal-prone environments 4 Earthtone colors Class B Interior Finish Fire Code Classification

Mounting Configuration Selection

				
Configuration	Overhead-Braced	Floor-to-Ceiling	Floor-Anchored	Ceiling-Hung
Points of Attachment	Two Points	Two Points	One Point	One Point
Benefits	Offers the most durable mounting configuration at a budget price.	Durable mounting option even without the headrail.	Superior design. Specify for low-traffic, non-vandal prone restrooms.	Contemporary appearance, provides clear access for floor maintenance.
Additional Information	Most specified toilet partition configuration.	A small premium compared to Overhead-Braced.	Anchored into a solid substrate.	Not appropriate for heavy-traffic, vandal-prone restrooms. (Requires additional structural support.)
Standard and Maximum Height Stiles	85" to top of stile	Accommodates up to 120" ceiling height	70" to top of stile (standard), 76-5/16" to top of stile (max height)	Accommodates up to 120" ceiling height

Note: Urinal Screen Mounting Configurations are Wall-Hung, Post-to-Ceiling and Floor-Anchored.

SierraSeries – Solid Color Reinforced Composite (SCRC) 1090



DURABLE

Features

Solid color-through material

Ultra-hard Graffiti-Off surfaces

Scratch, dent, moisture and impact-resistant

3/4" Doors/stiles and 1/2" panels

Through-bolted panel-to-stile bracket, keeper and robe hook

Class B ASTM E 84 Interior Wall and Ceiling Finish Classification

Emergency access doors

Material Specifications


Dyed wood fibrous material reinforced with polycarbonate and phenolic resins coated with a non-ghosting, graffiti-resistant surface thermoset and integrally fused into a homogeneous piece.

Notes	Options	Price Index	
Rapid⚡Response: 10-days or less, 4 earthtone colors, up to 25 compartments 25-Year Warranty	Gap-Free Privacy Design	SCRC	2.7
	Maximum-Height Privacy	CL	2.4
	Heavy-Duty Continuous Stainless Steel Hardware	HDPE	1.9

SCRC Standard Colors



Golden Khaki SC01



Desert Beige SC02



Terra Cotta SC03



Forest Green SC04

Colors are printed reproductions and are for descriptive purposes only. Refer to manufacturer's samples for absolute color fidelity. Color guides and samples are available from Bobrick on request. SCRC minor edge nicks and random color variations are normal consequences of manufacturing material containing natural fibers. Material can vary in color between thicknesses and production batches. Where color consistency is critical, Compact Laminate 1080 DuraLineSeries is recommended. Discoloration of the edges may occur in environments with significant light exposure. TRESPA is a registered trademark of Trespa International BV. Visit bobrick.com for the latest colors and patterns.

TRESPA
(SCRC)

SCRC Hardware Selection

Standard Hardware



Optional Hardware



DuraLineSeries – Compact Laminate (CL) 1080/1180



DESIGN

DURABLE

Features

Durable phenolic solid-core construction

Ultra-hard Graffiti-Off surfaces

Scratch, dent, moisture and impact-resistant

3/4" Doors/stiles and 1/2" panels

Concealed stainless steel hardware

Class A (1180 Series) and Class B (1080 Series) ASTM E 84 Interior Wall and Ceiling Finish Classification

Wide selection of colors and patterns

Emergency access doors

Material Specifications

Solidly fused plastic laminate with matte-finish melamine surfaces; integrally bonded colored face sheets and black phenolic-resin core.

Notes	Options	Price Index	
Rapid⚡Response: 10-days or less, 18 standard colors / patterns, up to 25 compartments. 25-Year Warranty	Gap-Free Privacy Design	SCRC	2.7
	Maximum-Height Privacy	CL	2.4
	Heavy-Duty Continuous Stainless Steel Hardware	HDPE	1.9

Note: 10-Day Program excludes Class A fire-rated 1180 Series and Maximum Height Options.

CL Standard Colors and Patterns

White 949-58 Antique White S-463-CA Almond S-445-CA Sand S-436-CA				
Willow Grey S-431-CA Natural Canvas 7022-58 Beige Grit P-887-CA Evening Tigris 4674-60				
Western Storm 4872-60 Grey Grit P-886-CA Flint Crystall 3518-58 Pewter Mesh 4878-60				
Limousine Grey S-542-CA Denim Blue S-513-CA Spectrum Blue 851-58 Graphite Grafix 515-58				
Black Star P-500-CA Black 909-58			  	

Hundreds of additional colors are available in Compact Laminate; additional lead time will apply, please consult Arborite, Formica, and Wilsonart for color options. Colors are printed reproductions and are for descriptive purposes only. Refer to manufacturers' samples for absolute color fidelity. Color guides and samples are available from Bobrick on request. Where color consistency is critical, compact laminate 1080 DuraLineSeries is recommended. All colors are available in matte finish. ARBORITE is a registered trademark of Weyerhaeuser NR Company. Wilsonart, is a registered trademark of Wilsonart International, Inc.; FORMICA and the FORMICA Anvil logo are registered trademarks of The Diller Corporation. ©2015 The Diller Corporation. Visit bobrick.com for the latest colors and patterns.

CL Hardware Selection

Standard Hardware



Optional Hardware





Features

- Impact and graffiti-resistant
- 1" Doors, stiles and panels
- Concealed stainless steel hardware
- Class B ASTM E 84 Interior Wall and Ceiling Finish Classification
- Emergency access doors
- Standard steel-core stiles

Material Specifications

High-pressure laminated plastic with a 45 lb density, industrial grade, resin-impregnated particle board substrate

Standard Hardware



Standard Steel-Core Stile



Optional Hardware



Notes	Options	Price Index	
Rapid Response: 10-days or less, 35 standard colors / patterns, up to 25 compartments 2-Year Warranty	Maximum-Height Privacy	Stainless	2.7
	Heavy-Duty Continuous	Designer	1.9
	Stainless Steel Hardware	Metro	1.2
		Metal	1.0

Note: 10-Day Program excludes Maximum Height Privacy. See page 14 for HPL color selections.

MetroSeries – High Pressure Laminate (HPL) 1550



DESIGN

ECONOMICAL

Features

Impact and graffiti-resistant

1" Doors, Stiles and Panels

Concealed hardware

Polished, chrome-plated door hardware

Polished, stainless steel hinges

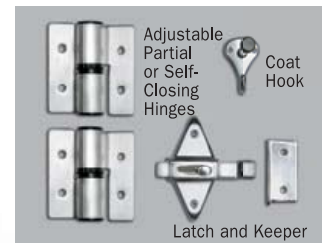
Class B ASTM E 84 Interior Wall and Ceiling Finish Classification

Emergency access doors

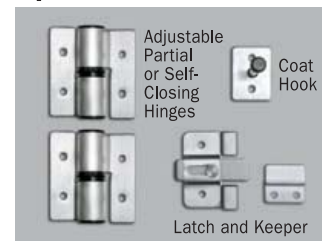
Material Specifications

High-pressure laminated plastic with a 45 lb density, industrial grade, resin-impregnated particle board substrate.

Standard Hardware



Optional Hardware



Notes	Option	Price Index	
Rapid⚡Response: 2-days, 5-days* up to 15 compartments, 35 standard colors/patterns. 2-year warranty	Stainless steel hardware	Metro	1.2
		Metal	1.0

See page 14 for HPL color selections. *Includes colors/patterns stocked by Wilsonart and Formica. 2-days and 5-days valid in US only.

TrimLineSeries – High Pressure Laminate (HPL) 1030



DESIGN

Features

Stainless steel edge trim

Impact and graffiti-resistant

1" Doors, stiles and panels

Concealed stainless steel hardware

Class B ASTM E 84 Interior Wall
and Ceiling Finish Classification

Emergency access doors

Standard steel-core stiles

Material Specifications

High-pressure laminated plastic with
a 45 lb density, industrial grade, resin-
impregnated particle board substrate
and stainless steel edge trim.

Standard Hardware



Standard Steel-Core Stile



Optional Hardware



Notes	Options	Price Index	
Rapid⚡Response: 10-days or less, 35 standard colors/patterns, up to 25 compartments 5-Year Warranty	Maximum-Height Privacy	TrimLine	2.7
	Heavy-Duty Continuous	Stainless	2.7
	Stainless Steel Hardware	Accent	1.7
		Metal	1.0

Note: 10-Day Program excludes Maximum Height Privacy. See page 14 for HPL color selections.

AccentSeries – High Pressure Laminate (HPL) 1530



DESIGN

ECONOMICAL

Features

Stainless steel edge trim

Impact and graffiti-resistant

1" Doors, stiles and panels

Concealed stainless steel hardware

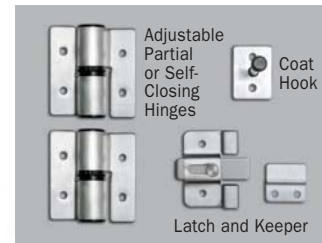
Class B ASTM E 84 Interior Wall
and Ceiling Finish Classification

Emergency access doors

Material Specifications

High-pressure laminated plastic with
a 45 lb density, industrial grade, resin-
impregnated particle board substrate
and stainless steel edge trim.

Standard Hardware



Notes	Price Index
Rapid⚡Response: 10-days, up to 15 compartments, 35 standard colors/patterns. 5-year warranty	Accent 1.7 Metal 1.0

See page 14 for HPL color selections.




HPL Standard Colors/Patterns

Designer White D354-60					
White Carrara 4924-38					
Antique White 1572-60					
Natural Almond D30-60					
Beige 1530-60					
Grey 1500-60					
Satin Stainless 4830K-18*					
Platinum D315-60					
Desert Zephyr 4841-60					
Natural Canvas 7022-58					
Grey Nebula 4622-60					
Pewter Mesh 4878-38					
Evening Tigris 4674-60					
Natural Tigris 4669-60					
Wheat Strand 6212-58					
Slate Grey D91-60					
Shadow D96-60					
Tungsten EV 4814-60					
Spiced Zephyr 4859-60					
Windswept Bronze 4794-60					
Burnt Strand 6307-58					
Graphite Nebula 4623-60					
Green Tigris 4667-60					
Chestnut Woodline 5884-58					
Chocolate Warp 5881-58					
Navy Grafix 7018-58					
Brittany Blue D321-60					
Smokey Brown Pear 5488-58					
Figured Mahogany 7040A-60					
Xanadu 7945K-38*					
Spectrum Blue 851-58					
Hollyberry D307-60					
Leaf Green 8820-58					
Basalt Slate 3690-58					
Black 1595-60					



*Premium colors carry an up-charge not to exceed 10% of total cost. Panels over 60" wide with directional patterns and finishes will be spliced, joining the 2 pieces on the particle board at an additional charge. HPL colors are printed reproductions and are for descriptive purposes only. Refer to manufacturer's samples for absolute color fidelity. Color guides and samples are available from Bobrick on request. Lead-time for a substantial selection of stocked Wilsonart® and FORMICA® colors, on orders of up to 15 compartments, is 5 business days for 1550/1540 and 20 business days for 1530/1040/1030 after order approval. Wilsonart® is a registered trademark of Wilsonart International, Inc.; FORMICA®, and the FORMICA Anvil logo are registered trademarks of The Diller Corporation. © 2015 The Diller Corporation. Visit bobrick.com for the latest colors and patterns.

Bobrick Model and Series Number Reference Chart

						
Material	Solid Color Reinforced Composite (SCRC)	Compact Laminate (CL)	High Pressure Laminate (HPL)		High Pressure Laminate with Stainless Steel Edge Trim	
Series	Sierra 1090	DuraLine 1080/1180	Designer 1040	Metro 1550	TrimLine 1030	Accent 1530
Floor-Anchored	1091	1081/1181	1041	1551	1031	1531
Overhead-Braced	1092	1082/1182	1042	1552	1032	1532
Floor-to-Ceiling	1096	1086/1186	1046	1556	1036	1536
Ceiling-Hung	1098	1088/1188	1048	1558	1038	1538
Height and Privacy Options						
Sightline Privacy	Gap-Free Add G suffix Example 1092G	Gap-Free Add G suffix Example 1082G	N/A	N/A	N/A	N/A
Maximum Height Privacy	72" Doors/Panels Add 2 prefix Example 2092	72" Doors/Panels Add 2 prefix Example 2082	72" Doors/Panels Add 2 prefix Example 2042	N/A	72" Doors/Panels Add 2 prefix Example 2032	N/A
Hardware Options						
Vandal Resistant Panel Brackets	Continuous Brackets Add .67P prefix Example 2092G.67P	Continuous Brackets Add .67P suffix Example 2082G.67P	Continuous Brackets Add .65P suffix Example 2042.65P	N/A	Continuous Brackets Add .65P suffix Example 2032.65P	N/A
Vandal Resistant Hinges	Continuous Hinges Add .67D suffix Example 2092G.67D	Continuous Hinges Add .67D suffix Example 2082G.67D	Continuous Hinges Add .65D suffix Example 2042.65D	N/A	Continuous Hinges Add .65D suffix Example 2032.65D	N/A
Vandal Resistant Panel Brackets/Hinges	Continuous Brackets/Hinges Add .67 suffix Example 2092G.67	Continuous Brackets/Hinges Add .67 suffix Example 2082G.67	Continuous Brackets/Hinges Add .65 suffix Example 2042.65	N/A	Continuous Brackets/Hinges Add .65 suffix Example 2032.65	N/A

U. S. Manufacturing Locations

Los Angeles	818.982.9600	818.503.1102	customerservice@bobrick.com 6901 Tujunga Avenue North Hollywood, CA 91605-6213	www.bobrick.com
Tennessee	818.982.9600	818.503.1102	customerservice@bobrick.com 100 Bobrick Drive Jackson, TN 38301-5625	www.bobrick.com
New York	818.982.9600	818.503.1102	customerservice@bobrick.com 200 Commerce Drive Clifton Park, NY 12065-1350	www.bobrick.com
Canada				
Eastern Canada	877.423.6555	877.423.8555	customerservice@bobrick.com 45 Rolark Drive Toronto, Ontario M1R 3B1	www.bobrick.com
Western Canada	877.423.6444	877.423.8444	customerservice@bobrick.com 45 Rolark Drive Toronto, Ontario M1R 3B1	www.bobrick.com
Gamco A Division of Bobrick	818.982.9600	818.503.1102	customerservice@bobrick.com One Gamco Place Durant, OK 74701-1910	www.gamcousa.com
Koala Kare Products A Division of Bobrick	888.733.3456	303.539.8399	customerservice@koalabear.com 6982 S. Quentin Street Centennial, CO 80112-3945	www.koalabear.com



BUILDING VALUE SINCE 1906
BOBRICK.COM