

Storage
Solutions



THE ONE STOP LOCKER SHOP EXCLUSIVELY FROM ASI

ASI Storage Solutions provides the peace of mind that can only come from working with a global company that was built for the needs of ever-evolving, modern, diverse buildings.

ASI Storage offers more choice in materials - Solid Plastic, Phenolic and Powder Coated Steel, as well as styles and configurations to meet those needs. Our extensive line of lockers, benches, cubbies and shelving comes standard with leading-edge features, and, we ship out more products in 48 hours from when you place your order than anyone else in the industry. ASI Storage can meet or exceed any specifications, and our products are LEED Friendly, Designer Friendly, ADA Friendly and user friendly.

These are some of the reasons that Architects, designers, building owners, facility managers and construction professionals rely on ASI Storage Solutions when they need quality, value, and choice. And storage products are only the beginning—ASI is also the leading manufacturer of washroom accessories, toilet partitions and a growing collection of Innovative, Integrated Building Products. Welcome to choice. Welcome to the ASI Group!

PRODUCT OFFERINGS:

P. 2-3 Who and Why ASI Storage Solutions

P. 4-5 Traditional and Traditional Plus Collection

P. 6-7 Competitor Collection and Pro Collection

P. 8-9 Angle Frame Lockers All-Welded Lockers and Specialty Lockers

P. 10-11 Plastic Traditional and Traditional Plus Lockers

P. 12-13 Phenolic Traditional and Traditional Plus Lockers

P. 14-15 Performance Plus Shelving Desks and Cabinets

P. 16-17 Benches and Accessories

P. 18-19 Locker Selection Guide

Angle
Frame P. 9

Traditional Plus
Collection P. 5

Plastic
Traditional Plus
Collection P. 11

Traditional
Collection P. 4

Phenolic
Plus P. 13

Competitor
Collection P. 6

ASI Storage Solutions manufactures high-quality locker systems and storage products designed for use in schools, healthcare, athletic facilities, retail environments and other commercial, institutional and industrial applications.

- Options for Any Environment
- Built for Maximum Durability
- Shipped Fully Assembled or Knocked Down (metal)
- Competitive Pricing
- Easy to Install / Low Maintenance
- LEED® Friendly, Environmentally Conscious

Shipped In
48
HOURS

We are laser focused on delivering you exactly what you need in 48 hours. Visit asi-storage.com for details.



TRADITIONAL COLLECTION

The visually appealing and very durable Traditional Collection is our most widely distributed locker line. Offering the most value for typical locker applications, this collection is available in a full range of spacious sizes, from single- to six-tier configurations, as well as two-person, 16-person and wall-mounted. The addition of our new 2 person Z-Locker completes the Traditional collection.


Shipped In
48
HOURS

Featuring 16 gauge doors, frames and bottoms and 24 gauge tops, sides, backs and shelves, all Traditional lockers come standard with features that allow for easy and quiet operation.

STANDARD FEATURES

- 2 mil powder coated in any of 15 designer colors
- Stainless steel recessed handle for safety
- 16 gauge bottom shelf for durability
- Continuous full-length staked piano hinge for security
- Rubber door silencers for quiet operation


6 COLORS IN 48 HOURS**




Almond
#03



Black
#11



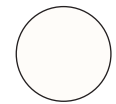
Charcoal
#23



Gray
#25



Blue Frost
#36



White
#29

These six popular colors are available for (knock down) shipment in 48 hours. See sizes on page 18. Also, available assembled to be shipped in five working days.*

*Assembled in five working days after receipt of order if Quick Ship is indicated on order. Contact us for assembly costs. See Locker Selection Guide on page 18 for details. See available designer colors in color chart on page 7. ADA-compliant lockers are available. Log on to asi-storage.com for specifications. Optional Double Pan doors are available—contact us for details

**For our Quick Ship Program (QSP) please see page 5.

TRADITIONAL PLUS COLLECTION

With the same standard features as the Traditional line, the Traditional Plus Collection is intended for more rugged applications. Available in single-, double- or triple-tier configurations, this collection features 14 gauge doors with 16 gauge full-height reinforcement channels, frame-secured 11 gauge frame hooks with protruding padlock hasps, and a maintenance-free, single-point latching system.

Shipped In
48 HOURS


STANDARD FEATURES

- 2 mil powder coated in any of 15 designer colors
- Stainless steel recessed handle for safety
- 16 gauge bottom shelf for durability
- Continuous full-length staked piano hinge for security
- Single-point latch is maintenance free with a built-in anti-pry feature
- Rubber door silencers for quiet operation

2 COLORS IN 48 HOURS**



Almond
#03



Gray
#25

Almond and gray available in 48 hours. See details on page 18.



KNOCK DOWN LOCKERS — SHIP IN 48 HOURS **ASSEMBLED LOCKERS — SHIP IN 5 WORKING DAYS**

Doors and exposed body parts on Traditional and Traditional Plus Metal Lockers shall be selected from ASI Storage Solutions' standard designer color range. Non-exposed body parts, e.g., shelves, shall be finished in Almond #03, with exception of Gray #25 that shall have Gray non-exposed body parts. Competitor Lockers shall have the same selected color throughout.

- All QSP orders must be clearly marked Quick Ship or QSP, otherwise normal production queue will dictate ship date.
- The standard lead time for knock down QSP lockers is 2 days after receipt of order.
- Assembled lockers of 50 frames or less require 5 working days. Add 1 working day for removal of legs.
- Changes and cancellations are not available after placement of a QSP order.
- Shop drawings will not be provided for QSP orders.
- Maximum standard QSP order size is 50 frames. Orders larger than 100 frames will be processed as production orders. Please contact your Locker Champion for inventory availability beyond standard limits.
- ASI Storage Solutions reserves the right to assign warehouse FOB point based on inventory availability.

COMPETITOR COLLECTION

The Competitor Collection offers the ultimate in ventilation and visibility combined with strength and visual appeal. This collection, available in one- through six-tier configurations, features 14 gauge doors and 18 gauge backs; all other components are 16 gauge.

Shipped In
48
HOURS



STANDARD FEATURES

- 2 mil powder coated in any of 15 designer colors
- Stainless steel recessed handle for safety
- 16 gauge bottom shelf for durability
- Continuous full-length staked piano hinge for security
- Single-point latch is maintenance free with a built-in anti-pry feature
- Rubber door silencers for quiet operation


6 COLORS IN 48 HOURS**




Almond
#03



Black
#11



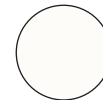
Charcoal
#23



Gray
#25



Blue Frost
#36



White
#29

These six popular colors are available for (knock down) shipment in 48 hours. See sizes on page 18. Also, available assembled to be shipped in five working days.*

*Assembled in five working days after receipt of order if Quick Ship is indicated on order. Contact us for assembly costs. See Locker Selection Guide on page 18 for details. ADA-compliant lockers are available. Log on to asi-storage.com for specifications. Optional Double Pan doors are available—contact us for details.

**For our Quick Ship Program (QSP) please see page 5.


PRO COLLECTION

The Pro Collection is specifically designed for applications that require easy access to uniforms and equipment. Select the configuration that best suits your needs by adding a lockable security box and/or a footlocker with a reinforced top that doubles as a seat. The open front and perforated sides allow for full ventilation, with a large dedicated storage area.

STANDARD FEATURES

- 2 mil powder coated in any of 15 designer colors
- Stainless steel recessed handle for the security box
- 16 gauge bottom shelf for durability
- Rubber door silencers on security box and footlocker for quiet operation

15 DESIGNER COLORS**



Shown with all options

Doors and exposed body parts on Traditional and Traditional Plus Lockers shall be selected from ASI Storage Solutions' standard designer color range. Non-exposed body parts, e.g., shelves, shall be finished in Almond #03, with exception of Gray #25 that shall have Gray non-exposed body parts. Competitor Lockers shall have the same selected color throughout. Actual colors may vary slightly from those shown due to limitations in the printing process.

*48 hour shipping for Traditional and Competitor Collections ONLY. See Locker Selection Guide on page 18 for details. See available designer colors in color chart above. Log on to asi-storage.com for specifications.

**For our Quick Ship Program (QSP) please see page 5.



ALL-WELDED LOCKERS

All our metal lockers are available with the added strength and integrity of all-welded construction. These competitively priced lockers are shipped within competitive lead times.

STANDARD FEATURES

- Available in all metal collections
- 2 mil powder coated in any of 15 designer colors
- 16 gauge bottom shelf for durability
- Rubber door silencers for quiet operation
- Continuous full-length staked piano hinge for security

Wall-Mounted Locker
(45" W x 13³/₄" H x 18" D)



SPECIALTY LOCKERS

Featuring 16 gauge doors, frames and bottoms and 24 gauge tops, sides, backs and shelves, all Specialty Lockers come standard with features that allow for easy and quiet operation.



16-Person Locker
(69¹/₂" W x
78" H x 18" D)

STANDARD FEATURES

- 2 mil powder coated in any of 15 designer colors
- Stainless steel recessed handle for safety
- 16 gauge bottom shelf for durability
- Continuous full-length staked piano hinge for security
- Rubber door silencers for quiet operation

See Locker Selection Guide on page 18 for details. See available designer colors in color chart on page 7. Log on to asi-storage.com for specifications.

ANGLE FRAME LOCKERS

Provides the robust structural integrity needed to protect belongings in rough environments, including athletic and fitness facilities, school locker rooms, and similar applications. The diamond stamped ventilation holes assure the free flow of air, to reduce odor build-up, and full visibility of locker contents.

STANDARD FEATURES

- One-piece frame design ensures rigidity, and simplifies installation
- Available with single-point, multi-point or cremone latching
- Single-, double-, and six-tier configurations
- Durable 14 gauge doors
- 2 mil powder coated in any of 15 designer colors
- 16 gauge bottom shelf for durability
- Continuous full-length staked piano hinge for security
- Angle frame consists of welded formed framing

CREMONE LATCHING SYSTEM

Provides extra security by using the principles of a fulcrum to transfer the rotary motion of a handle-turn into the vertical actuation of two positive-action locking bolts that engage with the frame at the top and bottom of the door, and a center latch engaging at the side.



See Locker Selection Guide on page 18 for details. See available designer colors in color chart on page 7. Log on to asi-storage.com for specifications.

PLASTIC TRADITIONAL COLLECTION




Will never fade or
require painting

Plastic Lockers are ideal for high-humidity applications, as these virtually maintenance-free lockers will never rust, rot, corrode or fade. These lockers are available in multiple configurations and are backed by a 15-year warranty. Optional configurations like Lattice Lockers, or doors with other non-standard vents can be obtained through ASI Storage Solutions. Please consult our customer service team to be advised on changes in pricing and delivery lead times for all non-standard items.

STANDARD FEATURES

- ½" face, nine colors, textured finish
- ¾" one pc. body, natural color, textured finish
- ¾" tops, bottoms and shelves, natural color, textured finish
- Black continuous powder coated hinge
- Black recessed vertical acting handle for safety and security with padlock hasp, accepts built-in locks
- Rabbetted joinery with stainless steel fasteners
- Self-latching door with multi-point engagement
- 15-year warranty
- Slotted ventilation standard
- Fully assembled single unit construction
- Slope tops, finished (colored) end panels and fillers available


9 DESIGNER COLORS




Gray
#9200*




Caramel
#9658*



Burgundy
#9211




Folkstone Gray
#9400




Blue
#9509



Cream
#9235



Moss
#9233*



Charcoal
#9237*



Ivory Essence
Speckle
#9500

*Available in post-consumer recycled material. See Locker Selection Guide on page 18 for details. Actual colors may vary slightly from those shown due to limitations in the printing process. ADA-compliant lockers are available. Log on to asi-storage.com for specifications.

PLASTIC TRADITIONAL PLUS COLLECTION

With the same standard features as the Traditional line, the Traditional Plus Collection is intended for more rugged applications. Plastic Lockers are ideal for high-humidity moisture applications, as these virtually maintenance-free lockers will never rust, rot, corrode or fade. These lockers are available in multiple configurations and are backed by a 15-year warranty.




STANDARD FEATURES

- ½" construction throughout in nine colors, textured finish – color throughout
- Black continuous powder coated hinge
- Rabbetted joinery with stainless steel fasteners
- Black recessed vertical acting handle for safety and security with padlock hasp, accepts built-in locks
- Self-latching door with multi-point engagement
- 15-year warranty
- Slotted ventilation standard
- Fully assembled single unit construction
- Slope tops, finished (colored) end panels and fillers available

PLASTIC CUBBIES

Cubbies are the ideal solution when non-locked, open storage is appropriate, such as in preschools, day care centers, churches, office supply/mail rooms, laundry rooms, and retail outlets. Kids love them because they are the right size for little hands and the right height to hang their backpacks and coats on their own.



Cubby Shelf (Plastic only)

Cubby Locker (Plastic)

PHENOLIC TRADITIONAL COLLECTION


Phenolic Lockers are the material of choice when a high degree of design flexibility is desired or where durability and strength are required. These lockers are fabricated to stand the test of time. The dense components, combined with stainless steel fasteners, stand up to the most extreme conditions of moisture and humidity. Phenolic is impact, water and corrosion resistant, and does not support bacteria. The superior construction and materials used in the locker system make it adaptable to all types of facilities, including health clubs, country clubs and executive washrooms. Phenolic lockers can easily be customized. Please consult with ASI Storage for customization or options not shown in the catalog. Any customization is subject to a change in price and delivery lead times. Now available in color-thru phenolic colors upon request.




STANDARD FEATURES

- ½" face, 10 Black Core Phenolic colors
- ½" tops, bottoms and shelves, speckle tone Black Core Phenolic
- ¾" sides and back, speckle tone Black Core Phenolic
- Black powder coated 120 degree swing limit hinge
- Black recessed vertical acting handle for safety and security with padlock hasp, accepts built-in locks
- Self-latching door
- 10-year warranty
- Full perimeter ventilation
- Fully assembled single unit construction
- Slope tops, finished (colored) end panels and fillers available

10 DESIGNER BLACK CORE COLORS



COLOR-THRU



Actual colors may vary slightly from those shown due to limitations in the printing process. Additional black core colors are available upon request. More economically priced than color-thru yet great for any environment.

PHENOLIC TRADITIONAL **PLUS** COLLECTION

With the same standard features as the Traditional line, the Traditional Plus Collection is intended for more rugged applications and has matching finish on all sides and top for a finished look. Phenolic Lockers are the material of choice when a high degree of design flexibility is desired or where durability and strength are required. These lockers are fabricated to stand the test of time. The dense components, combined with stainless steel brackets and fasteners, stand up to the most extreme conditions of moisture and humidity. Phenolic is impact, water and corrosion resistant, and does not support bacteria.

STANDARD FEATURES

- ½" construction throughout in 10 Black Core Phenolic colors
- Black powder coated 120 degree swing limit hinge
- Black recessed vertical acting handle for safety and security with padlock hasp, accepts built-in locks
- Self-latching door
- 10-year warranty
- Full perimeter ventilation
- Fully assembled single unit construction
- Slope tops and fillers available



PHENOLIC CUBBIES

Cubbies are the ideal solution when non-locked, open storage is appropriate, such as in preschools, day care centers, churches, office supply/mail rooms, laundry rooms, and retail outlets. Kids love them because they are the right size for little hands and the right height to hang their backpacks and coats on their own.

STANDARD FEATURES

- ½" phenolic construction
- Multiple designer colors
- Water resistant
- Easy to clean
- No painting ever



Cubby Locker
(Phenolic)

See Locker Selection Guide on page 18 for details.

See available designer black core colors in color chart at left.

Log on to asi-storage.com for specifications.


PERFORMANCE PLUS SHELVING



With Performance Plus Shelving, you can easily add storage space where required and as much as needed. This light-duty industrial shelving rounds out our offering for all your storage needs.

STANDARD FEATURES

- Heavy-duty or standard shelves that are manufactured from 22 gauge powder coated steel and designed with support flanges to accommodate normal loads without the need for additional reinforcement
- Expansion possibilities—units can be attached side-by-side
- Box posts for the front of the unit, allowing full access to the shelf
- Performance Plus Clips that secure the shelves to the posts, making the shelving even more stable. Installing and repositioning them is a simple press fit that does not require tools
- One inch on vertical centers shelf adjustment, providing ample configuration capabilities
- Availability in either open or closed units
- ASI Storage Solutions 2 mil powder coated Gray. Other colors are optional
- Five shelves standard. Additional shelves available at additional costs



PERFORMANCE PLUS CLIPS

Heavy gauge floor anchor clips are also available for securing the unit to the floor.

STANDARD SIZES AND MODEL NUMBERS (FOR 5-SHELF UNIT)

| DIMENSIONS (INCHES) | STANDARD | | | HEAVY DUTY | | | |
|------------------------|-----------|---------------|----------------|--------------------|---------------|---------------|-------------------|
| | W x D x H | OPEN TYPE | CLOSED TYPE | CAPACITY (lbs.) | OPEN TYPE | CLOSED TYPE | CAPACITY (lbs) |
| 36" x 12" x 87" | | 10361287BC-25 | 10361287CC-25 | 400 | 10361287BH-25 | 10361287CH-25 | 600 |
| 36" x 18" x 87" | | 10361887BC-25 | 10361887CC-25 | 400 | 10361887BH-25 | 10361887CH-25 | 600 |
| 36" x 24" x 87" | | 10362487BC-25 | 10362487CC-25 | 400 | 10362487BH-25 | 10362487CH-25 | 600 |
| 48" x 24" x 87" | | 10482487BC-25 | 10482487CC-25 | 250 | 10482487BH-25 | 10482487CH-25 | 400 |



FOREMAN'S DESK

- Four compartment organizer, slanted writing surface
- Adjustable legs: 36" to 42½"
- Cylinder locking drawer on steel ball bearing slides
- Supports most large screen computer monitors
- 15" D lower shelf included for additional supply storage
- Lock and keys included
- Shipped knocked down; assembly available

Available in Almond & Gray Powder Coated Finish.



WALL-HUNG FOREMAN'S DESK

- Four compartment organizer, slanted 34½" x 30" writing surface
- Mounts to the wall
- Cylinder locking drawer on steel ball bearing slides
- Mounting brackets included
- Lock and keys included
- Shipped knocked down; assembly available

Available in Almond & Gray Powder Coated Finish.

STORAGE CABINETS

STANDARD FEATURES

- Quick, easy shelf adjustment on 2" centers
- Hinged doors open 180 degrees
- Full height hat channel reinforces door alignment
- Flush fronts, backs and sides permit side-by-side installations, and/or exposed backs
- Polished chrome plated handles with built-in grooved key lock
- Three-point locking system offers maximum security
- Lock and keys included
- Tough powder coated finish
- Shipped knocked down; assembly available
- Available in all colors*



| ITEM NUMBER | OVERALL DIMENSIONS W x D x H | NUMBER OF SHELVES |
|---------------|------------------------------|-------------------|
| 11-10361842SC | 36" x 18" x 42" | 2 |
| 11-10361878SC | 36" x 18" x 78" | 4 |
| 11-10362478SC | 36" x 24" x 78" | 4 |
| 11-10482478SC | 48" x 24" x 78" | 4 |



Available in 48 Hours. Log on to asi-storage.com for specifications.**

*Only Almond & Gray ship in 48 Hours.
 **For our Quick Ship Program (QSP) please see page 5.

ACCESSORIES



CONTINUOUS SLOPE HOOD

18 gauge continuous Slope Hoods add a finishing touch to lockers installed along walls and on island groups. The slope rise is equivalent to one-third the depth of the locker. Custom applications include sloping hood splices, valley corners and hip ends... all with concealed fasteners.



FILLERS – VERTICAL

Vertical Fillers enhance the appearance of an installation by covering any objects between lockers, and/or filling the gap between lockers and the wall. Fillers are available in two widths, designed for use together with Wall Angle Slip Joints for a tight fit and smooth finish.



RECESS TRIM

18 gauge Recess Trim, with a 3" face and a 3/8" top return, provides a neat, framed appearance for recessed lockers. Integral corner caps and hairline joints are reinforced with welded-on splice fingers for this application.



INDIVIDUAL SLOPE TOP/ROW END

Individual Slope Tops are available to help eliminate clutter and add a clean, finished look to the lockers. 16 gauge exposed row ends add to finished look.



ZEE BASE

14 gauge Zee Bases provide an overhang with toe space, raising lockers 4" off the floor. This economical and practical accessory also enhances appearance.



FRONT BASE/ CLOSED END BASE

These 18 gauge bases add a finished look by fitting flush, between locker legs; ie. Front Bases fit between front legs, and End Bases between front and rear legs of lockers at the end of a row.

BENCH TOPS & PEDESTALS

Benches add welcome convenience and comfort to every locker room. Bench tops are very durable, made of 1¼" lacquered hardwood, 1½" solid plastic or ¾" black core phenolic. Bench tops are 9½", 12" and 24" deep. For ADA-compliant benches, choose 24".



STANDARD FEATURES

- Floor anchored, 10 gauge powder coated steel
- Free standing, 16 gauge stainless steel
- Also available with powder coated steel wall mount brackets and back rest brackets
- Cast iron pedestals
- Solid plastic tops come in nine designer colors (see page 10) and black core phenolic tops are available in ten designer colors (see page 12). These durable finishes will never fade or require repainting. Bench backs are also available.

LOCKS



A VARIETY OF LOCK OPTIONS ARE AVAILABLE.

- Lockers are designed to accept built-in key, combination, padlocks, electronic and coin operated locks



ADA-compliant locks are also available.

DIGILOCK™ KEYPAD LOCKS

- All metal lock housing with or without integral pull handle
- Standard, vertical and horizontal body orientation
- Tamper guard
- Visual and audible indicators
- Powered by four premium AA or two 9-Volt batteries

BUILT-IN COMBINATION LOCKS

- Five combination changes
- Master keys
- Stainless steel escutcheon plate
- Dead bolts or spring bolts
- LH and RH reversible


LOCKER SELECTION GUIDE

▲ = No Legs On Locker

■ = Lockers have 6" Legs

♿ = ADA Compliant

| SIZE (INCHES) W x D x H | TRADITIONAL | TRADITIONAL PLUS | COMPETITOR | PRO* | ANGLE FRAME | PLASTIC | PHENOLIC |
|----------------------------|-------------|------------------|------------|------|-------------|---------|----------|
| SINGLE-TIER | | | | | | | |
| 12x12x36 | ▲ ♿ | | | | | | |
| 12x15x36 | ▲ ♿ | | | | | | |
| 12x18x36 | ▲ ♿ | | | | | | |
| 12x12x42 | ■ ♿ | | | | | | |
| 12x15x42 | ■ ♿ | | | | | | |
| 12x18x42 | ■ ♿ | | | | | | |
| 12x12x48 | ▲ ♿ | | | | | | |
| 12x15x48 | ▲ ♿ | | | | | | |
| 12x18x48 | ▲ ♿ | | | | | | |
| 12x12x54 | ■ ♿ | | | | | | |
| 12x15x54 | ■ ♿ | | | | | | |
| 12x18x54 | ■ ♿ | | | | | | |
| 12x12x60 | ▲ ♿ | ▲ | ▲ | | ▲ | ▲ ♿ | ▲ ♿ |
| 12x15x60 | ▲ ♿ | ▲ | ▲ | | ▲ | ▲ ♿ | ▲ ♿ |
| 12x18x60 | ▲ ♿ | ▲ | ▲ | | ▲ | ▲ ♿ | ▲ ♿ |
| 15x15x60 | ▲ ♿ | ▲ | ▲ | | ▲ | ▲ ♿ | ▲ ♿ |
| 15x18x60 | ▲ ♿ | ▲ | ▲ | | ▲ | ▲ ♿ | ▲ ♿ |
| 18x18x60 | ▲ ♿ | ▲ | ▲ | | ▲ | ▲ ♿ | ▲ ♿ |
| 18x21x60 | | | ▲ | | | | |
| 18x24x60 | | | ▲ | | | | |
| 24x18x60 | | | ▲ | | | | |
| 24x21x60 | | | ▲ | | | | |
| 24x24x60 | | | ▲ | | | | |
| 12x12x66 | ■ ♿ ♿ | ■ | ■ | | | | |
| 12x15x66 | ■ ♿ ♿ | ■ | ■ | | | | |
| 12x18x66 | ■ ♿ ♿ | ■ | ■ | | | | |
| 15x15x66 | ■ ♿ ♿ | ■ | ■ | | | | |
| 15x18x66 | ■ ♿ ♿ | ■ | ■ | | | | |
| 18x18x66 | ■ ♿ | ■ | ■ | | | | |
| 18x21x66 | | | ■ | | | | |
| 18x24x66 | | | ■ | | | | |
| 24x18x66 | | | ■ | | | | |
| 24x21x66 | | | ■ | | | | |
| 24x24x66 | | | ■ | | | | |
| 12x12x72 | ▲ ♿ | ▲ | ▲ | | ▲ | ▲ ♿ | ▲ ♿ |
| 12x15x72 | ▲ ♿ | ▲ | ▲ | | ▲ | ▲ ♿ | ▲ ♿ |
| 12x18x72 | ▲ ♿ | ▲ | ▲ | | ▲ | ▲ ♿ | ▲ ♿ |
| 15x12x72 | | | | | ▲ | | |
| 15x15x72 | ▲ ♿ | ▲ | ▲ | | ▲ | ▲ ♿ | ▲ ♿ |
| 15x18x72 | ▲ ♿ | ▲ | ▲ | | ▲ | ▲ ♿ | ▲ ♿ |
| 18x18x72 | ▲ ♿ | ▲ | ▲ | | ▲ | ▲ ♿ | ▲ ♿ |
| 18x21x72 | | | ▲ | | | | |
| 18x24x72 | | | ▲ | | | | |
| 24x18x72 | | | ▲ | ▲ | | | |
| 24x21x72 | | | ▲ | ▲ | | | |
| 24x24x72 | | | ▲ | ▲ | | | |
| 33x18x72 | | | | ▲ | | | |
| 33x21x72 | | | | ▲ | | | |
| 33x24x72 | | | | ▲ | | | |
| 12x12x78 | ■ ♿ ♿ | ■ ♿ | ■ ♿ | | | | |
| 12x15x78 | ■ ♿ ♿ | ■ ♿ | ■ ♿ | | | | |
| 12x18x78 | ■ ♿ ♿ | ■ ♿ | ■ ♿ | | | | |
| 15x15x78 | ■ ♿ ♿ | ■ | ■ | | | | |
| 15x18x78 | ■ ♿ ♿ | ■ | ■ | | | | |
| 18x18x78 | ■ ♿ ♿ | ■ | ■ | | | | |
| 18x21x78 | | | ■ | | | | |
| 18x24x78 | | | ■ | | | | |
| 24x18x78 | | | ■ | | | | |
| 24x21x78 | | | ■ | | | | |
| 24x24x78 | | | ■ | | | | |

 = The QSP only applies to certain colors within each size indicated below. Please review the QSP color selection on each material page in this catalog before placing a QSP order.

| SIZE (INCHES) W x D x H | TRADITIONAL | TRADITIONAL PLUS* | COMPETITOR | ANGLE FRAME | PLASTIC | PHENOLIC |
|-------------------------|-------------|-------------------|------------|-------------|---------|----------|
| DOUBLE-TIER | | | | | | |
| 12x12x60 | ▲ | ▲ | ▲ | ▲ | ▲ | ▲ |
| 12x15x60 | ▲ | ▲ | ▲ | ▲ | ▲ | ▲ |
| 12x18x60 | ▲ | ▲ | ▲ | ▲ | ▲ | ▲ |
| 15x12x60 | | | | ▲ | | |
| 15x15x60 | ▲ | ▲ | ▲ | ▲ | ▲ | ▲ |
| 15x18x60 | ▲ | ▲ | ▲ | ▲ | ▲ | ▲ |
| 18x18x60 | ▲ | ▲ | ▲ | ▲ | ▲ | ▲ |
| 18x21x60 | | | ▲ | | | |
| 18x24x60 | | | ▲ | | | |
| 24x18x60 | | | ▲ | | | |
| 24x21x60 | | | ▲ | | | |
| 24x24x60 | | | ▲ | | | |
| 12x12x66 | ■ | ■ | ■ | | | |
| 12x15x66 | ■ | ■ | ■ | | | |
| 12x18x66 | ■ | ■ | ■ | | | |
| 15x15x66 | ■ | ■ | ■ | | | |
| 15x18x66 | ■ | ■ | ■ | | | |
| 18x18x66 | ■ | ■ | ■ | | | |
| 18x21x66 | | | ■ | | | |
| 18x24x66 | | | ■ | | | |
| 24x18x66 | | | ■ | | | |
| 24x21x66 | | | ■ | | | |
| 24x24x66 | | | ■ | | | |
| 12x12x72 | ▲ | ▲ | ▲ | ▲ | ▲ | ▲ |
| 12x15x72 | ▲ | ▲ | ▲ | ▲ | ▲ | ▲ |
| 12x18x72 | ▲ | ▲ | ▲ | ▲ | ▲ | ▲ |
| 15x12x72 | | | | ▲ | | |
| 15x15x72 | ▲ | ▲ | ▲ | ▲ | ▲ | ▲ |
| 15x18x72 | ▲ | ▲ | ▲ | ▲ | ▲ | ▲ |
| 18x18x72 | ▲ | ▲ | ▲ | ▲ | ▲ | ▲ |
| 18x21x72 | | | ▲ | | | |
| 18x24x72 | | | ▲ | | | |
| 24x18x72 | | | ▲ | | | |
| 24x21x72 | | | ▲ | | | |
| 24x24x72 | | | ▲ | | | |
| 12x12x78 | ■ | ■ | ■ | | | |
| 12x15x78 | ■ | ■ | ■ | | | |
| 12x18x78 | ■ | ■ | ■ | | | |
| 15x15x78 | ■ | ■ | ■ | | | |
| 15x18x78 | ■ | ■ | ■ | | | |
| 18x18x78 | ■ | ■ | ■ | | | |
| 18x21x78 | | | ■ | | | |
| 18x24x78 | | | ■ | | | |
| 24x18x78 | | | ■ | | | |
| 24x21x78 | | | ■ | | | |
| 24x24x78 | | | ■ | | | |
| TRIPLE-TIER | | | | | | |
| 12x12x60 | ▲ | ▲ | ▲ | | ▲ | ▲ |
| 12x15x60 | ▲ | ▲ | ▲ | | ▲ | ▲ |
| 12x18x60 | ▲ | ▲ | ▲ | | ▲ | ▲ |
| 15x15x60 | ▲ | ▲ | ▲ | | ▲ | ▲ |
| 15x18x60 | ▲ | ▲ | ▲ | | ▲ | ▲ |
| 18x18x60 | ▲ | | ▲ | | ▲ | ▲ |
| 12x12x66 | ■ | ■ | ■ | | | |
| 12x15x66 | ■ | ■ | ■ | | | |
| 12x18x66 | ■ | ■ | ■ | | | |
| 15x15x66 | ■ | ■ | ■ | | | |
| 15x18x66 | ■ | ■ | ■ | | | |
| 18x18x66 | ■ | | ■ | | | |
| 12x12x72 | ▲ | ▲ | ▲ | | ▲ | ▲ |
| 12x15x72 | ▲ | ▲ | ▲ | | ▲ | ▲ |
| 12x18x72 | ▲ | ▲ | ▲ | | ▲ | ▲ |
| 15x15x72 | ▲ | ▲ | ▲ | | ▲ | ▲ |
| 15x18x72 | ▲ | ▲ | ▲ | | ▲ | ▲ |
| 18x18x72 | ▲ | | ▲ | | ▲ | ▲ |
| 12x12x78 | ■ | ■ | ■ | | | |
| 12x15x78 | ■ | ■ | ■ | | | |
| 12x18x78 | ■ | ■ | ■ | | | |
| 15x15x78 | ■ | ■ | ■ | | | |
| 15x18x78 | ■ | ■ | ■ | | | |
| 18x18x78 | ■ | | ■ | | | |

| SIZE (INCHES) W x D x H | TRADITIONAL | COMPETITOR | ANGLE FRAME | PLASTIC | PHENOLIC |
|----------------------------|-------------|------------|-------------|---------|----------|
| FOUR-TIER | | | | | |
| 12x12x60 | ▲ | ▲ | | | |
| 12x15x60 | ▲ | ▲ | | | |
| 12x18x60 | ▲ | ▲ | | | |
| 15x15x60 | | ▲ | | | |
| 15x18x60 | | ▲ | | | |
| 12x12x66 | ■ | ■ | | | |
| 12x15x66 | ■ | ■ | | | |
| 12x18x66 | ■ | ■ | | | |
| 15x15x66 | | ■ | | | |
| 15x18x66 | | ■ | | | |
| 12x12x72 | ▲ | ▲ | | | |
| 12x15x72 | ▲ | ▲ | | | |
| 12x18x72 | ▲ | ▲ | | | |
| 15x15x72 | | ▲ | | | |
| 15x18x72 | | ▲ | | | |
| 12x12x78 | ■ | ■ | | | |
| 12x15x78 | ■ | ■ | | | |
| 12x18x78 | ■ | ■ | | | |
| 15x15x78 | | ■ | | | |
| 15x18x78 | | ■ | | | |
| FIVE-TIER | | | | | |
| 12x12x60 | ▲ | ▲ | | ▲ | ▲ |
| 12x15x60 | ▲ | ▲ | | ▲ | ▲ |
| 12x18x60 | ▲ | ▲ | | ▲ | ▲ |
| 15x15x60 | ▲ | ▲ | | ▲ | ▲ |
| 15x18x60 | ▲ | ▲ | | ▲ | ▲ |
| 18x18x60 | | | | ▲ | ▲ |
| 12x12x66 | ■ | ■ | | | |
| 12x15x66 | ■ | ■ | | | |
| 12x18x66 | ■ | ■ | | | |
| 15x15x66 | | ■ | | | |
| 15x18x66 | | ■ | | | |
| SIX-TIER | | | | | |
| 12x12x72 | ▲ | ▲ | ▲ | ▲ | ▲ |
| 12x15x72 | ▲ | ▲ | ▲ | ▲ | ▲ |
| 12x18x72 | ▲ | ▲ | ▲ | ▲ | ▲ |
| 12x21x72 | | | ▲ | | |
| 12x24x72 | | | ▲ | | |
| 15x12x72 | | | ▲ | | |
| 15x15x72 | ▲ | ▲ | ▲ | ▲ | ▲ |
| 15x18x72 | ▲ | ▲ | ▲ | ▲ | ▲ |
| 15x21x72 | | | ▲ | | |
| 15x24x72 | | | ▲ | | |
| 18x18x72 | ▲ | | ▲ | ▲ | ▲ |
| 12x12x78 | ■ | ■ | | | |
| 12x15x78 | ■ | ■ | | | |
| 12x18x78 | ■ | ■ | | | |
| 15x15x78 | ■ | ■ | | | |
| 15x18x78 | ■ | ■ | | | |
| 18x18x78 | ■ | | | | |
| TWO PERSON | | | | | |
| 15x15x72 | ▲ | | | | |
| 15x18x72 | ▲ | | | | |
| 18x18x72 | ▲ | | | | |
| 15x15x78 | ■ | | | | |
| 15x18x78 | ■ | | | | |
| 18x18x78 | ■ | | | | |
| TWO PERSON Z-LOCKER | | | | | |
| 12x12x60 | ▲ | | | ▲ | ▲ |
| 12x15x60 | ▲ | | | ▲ | ▲ |
| 12x18x60 | ▲ | | | ▲ | ▲ |
| 15x15x60 | ▲ | | | ▲ | ▲ |
| 15x18x60 | ▲ | | | ▲ | ▲ |
| 18x18x60 | ▲ | | | ▲ | ▲ |
| 12x12x72 | ▲ | | | ▲ | ▲ |
| 12x15x72 | ▲ | | | ▲ | ▲ |
| 12x18x72 | ▲ | | | ▲ | ▲ |
| 15x15x72 | ▲ | | | ▲ | ▲ |
| 15x18x72 | ▲ | | | ▲ | ▲ |
| 18x18x72 | ▲ | | | ▲ | ▲ |

ONLY ASI CAN SUPPLY EVERYTHING FOR YOUR WASHROOM

And only ASI Group offers the industry's most cutting-edge hand dryers, soap dispensers, baby changers, paper towel dispensers, partitions, lockers and much, much more.



Shipped In
48
HOURS

We are laser focused on delivering you exactly what you need—when you need it. Visit asi-storage.com for details. No one beats our 48 hour delivery.

ASI Group
Integrated Building Products

© 2017 ASI Storage Solutions

2171 Liberty Hill Road, Eastanollee, GA 30538
Phone: 706.827.2720 Fax: 706.827.2710
E-mail: info@asi-storage.com
Web: asi-storage.com

ASI106421117