

**Automatic
Hand Dryers**



SHOWN: 20200 TRI-UMPH™
HIGH-SPEED HAND DRYER



AUTOMATIC HAND DRYERS

STANDARD FEATURES

- Energy Efficient
- Powerful – Thorough and fast drying
- Classic Styling – Looks great in every washroom
- Sanitary – All are no-touch operation
- Cost Efficient – No paper towels, less trash disposal
- More ADA-Compliant Models
- Multiple Models and Finishes – More choices
- Easy Installation – Installs quickly with standard tools
- Durable – Backed by a warranty, up to 10 years
- BAA Compliant – All comply with the Buy American Act (BAA)

FINISH/COLOR OPTIONS

White is standard if no color is indicated. (Printing limitations prohibit true color representation.) Refer to our webpage for more color options.



20201—White



Decibel Level
Min: 65 dB-A @ 2M
Max: 69.8 dB-A @ 2M
Dry Time: Under 12 seconds

20200 TRI-Umph™ HIGH-SPEED HAND DRYER

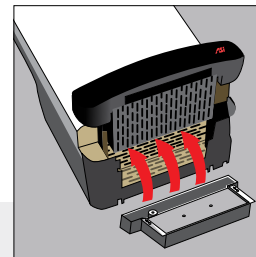
Satin look cover: ABS plastic with silver ions. Ergonomic—no need to bend over or bend knees. Air blows down and back from vents on one side. No water splash-back. Ultra hygienic—over 99% of airborne bacteria is eliminated with the removable Super Filter System. 5-year warranty.

Overall Dimensions:
 12¹/₁₆" x 22¹/₁₆" x 7³/₄"
 (322 x 560 x 196 mm)

MODEL OPTIONS:
 20201 White finish



Also in White



- Ultra hygienic — Over 99% of airborne bacteria and particles as small as 0.3 microns are eliminated with the removable Super Filter System:
 - » First Layer: HEPA filter
 - » Second Layer: Carbon filter
 - » Third Layer: Anti-microbial filter
- Anti-microbial silver ion treatment added to the ABS cover provides an additional layer of germ protection

OPTIONAL CERAMIC BACKPLATE FOR THE TRI-Umph™ HAND DRYER

A0247-TRBS WALL PROTECTOR BACKSPLASH PLATE WITH FRAME

- Large absorbing/evaporating ceramic plate covers the wall directly behind the opening of the unit
- Plate matches the ceramic plate on hand dryer
- Installation can be retroactive



Decibel Level
 66 dB-A @ 2M
Dry Time: Under 15 seconds

20199 ROVAL RECESSED HIGH-SPEED HAND DRYER

This high-performing hand dryer, with a drying time of 10-15 seconds, has a cover made of 18 gauge stainless steel and uniquely complements the Roval™ Collection with its bowed face and gently radiused edges. 5-year warranty.

Overall Dimensions:
 11" x 15¹/₂" x 5²⁹/₃₂"
 (279 x 394 x 145 mm)

Wall Opening:
 10¹/₂" x 14⁵/₁₆" x 3¹/₄"
 (267 x 371 x 83 mm)



Decibel Level
Min: 65 dB-A @ 2M
Max: 78 dB-A @ 2M
Dry Time: Approx. 12 seconds



0197 TURBO-Dri™ HAND DRYER

Quick drying, <12 seconds, and powerful, yet quiet, with 60-second auto shut off; automatic operation using infrared sensor with auto-resetting thermostat. Heavy-duty, one-piece-formed unit in bright or satin stainless steel finish. Optional voltages available.

Overall Dimensions:
 8¹/₁₆" x 11¹⁹/₆₄" x 7⁵/₆₄"
 (205 x 287 x 180 mm)


Finish/Color Options:

-92 -93



Bright Satin
 Stainless Steel





Decibel Level

Min: 68.9 dB-A @ 2M

Max: 74.3 dB-A @ 2M

Dry Time: Under 15 seconds




0199-93 ASI TURBO-ADA

Quick drying, <15 seconds, and automatic operation using infrared sensor with auto-resetting thermostat. Owner-adjustable air speed and temperature and on/off heating options with shut off when user removes hands from sensor zone. Standard white cover; optional bright or satin stainless steel finish. Optional voltages available.

Overall Dimensions:

10⁵/₈" x 8¹⁵/₃₂" x 4"
 (270 x 215 x 102 mm)



Decibel Level

66 dB-A @ 2M

Dry Time: Under 15 seconds

0198-93 TURBO-Dri Jr.

Powerful, quick drying, <15 seconds, yet quiet (69 dB-A); automatic operation and resetting thermostat with 2-second delayed turn off. Heavy-duty, one-piece-formed unit in white or satin stainless steel finish with 5-year warranty. Optional voltages available.

Overall Dimensions:

9²⁵/₃₂" x 6⁵/₈" x 5¹³/₃₂"
 (248.3 x 168.2 x 137.5 mm)





Decibel Level

Min: 68.9 dB-A @ 2M
Max: 74.3 dB-A @ 2M

Dry Time: Under 15 seconds



0134 TURBO-TUFF

Quick drying, <15 seconds, and operates automatically using infrared sensor with auto-resetting thermostat. Owner-adjustable air speed & temperature and on/off heating options. Dryer automatically shuts off after time-out when user removes hands from sensor zone. ADA compliant. Optional voltages available.

Overall Dimensions:
 12^{19/32}" x 15^{3/4}" x 4^{1/16}"
 (320 x 400 x 103 mm)

Wall Opening:
 12^{5/16}" x 15^{3/16}" x 3^{7/8}"
 (313 x 386 x 98 mm)



Decibel Level

Min: 68.9 dB-A @ 2M
Max: 74.3 dB-A @ 2M

Dry Time: Under 15 seconds



64672 RECESSED COMBO THREE-IN-ONE

This three-in-one paper towel dispenser with waste receptacle and high-speed automatic hand dryer provides quick drying, <15 seconds. Dispenses 500 standard multi-fold or 400 standard C-fold paper towels and shall have a waste capacity of 6.8 gal (26 L). Durable 20 gauge stainless steel cover has a satin finish. Dryer has 5-year warranty. Optional voltages available.

Overall Dimensions:
 15^{3/8}" x 55^{3/8}" x 7^{1/2}"
 (391 x 1407 x 191 mm)

Wall Opening:
 14^{3/32}" x 54^{3/8}" x 7^{1/4}"
 (358 x 1381 x 184 mm)





Decibel Level

70.3 dB-A @ 2M

Dry Time: Under 30 seconds



0165 PROFILE™ COMPACT AUTOMATIC HAND DRYER

Quick drying, <30 seconds. 10-year warranty. Refer to our webpage for more color options.

Overall Dimensions:

11³/₈" x 11⁷/₃₂" x 3³/₈"
(289 x 285 x 99 mm)

Electrical Specifications:

Motor: ¼ HP - 7500 RPM - Brush type, dual ball bearings
Voltage: 115-240 VAC, 50/60 Hz
Heater: 1488-1620 Watts
Current: 14.4-15 Amps



Decibel Level

Min: 60 dB-A @ 2M

Max: 66 dB-A @ 2M

Dry Time: Under 30 seconds

0141 PORCELAIN HAND DRYER

Quick drying, <30 seconds, and no-touch, energy efficient operation. Dries both hands and face. Refer to our webpage for more color options.

Overall Dimensions:

9⁷/₁₆" x 9⁴/₁₆" x 6³/₈"
(240 x 245 x 162 mm)

Electrical Specifications:

Motor: ½ HP-3150 RPM - Brushless
Air Output: 142.4 CFM - Temp 127° F (53° C)



Decibel Level
 69.2 dB-A @ 2M

Dry Time: Under 25 seconds



Decibel Level
 69.2 dB-A @ 2M

Dry Time: Under 25 seconds



0185-93 PROFILE™ STEEL COVER WITH PORCELAIN ENAMEL FINISH

Quick drying, <25 seconds, and no-touch, energy efficient operation. Universal voltage; automatically adjusts to voltages of 100 to 240 VAC - 50/60 Hz. Modern design and durable. Refer to our webpage for more color options.

Overall Dimensions:
 14¹/₁₆" x 10¹³/₁₆" x 3¹⁵/₁₆"
 (367 x 275 x 100 mm)
 ADA compliant.



0195 PROFILE™ CAST IRON COVER WITH PORCELAIN ENAMEL FINISH

Quick drying, <25 seconds, and no-touch, energy efficient operation. Universal voltage; automatically adjusts to voltages of 100 to 240 VAC - 50/60 Hz. Modern design and durable. Refer to our webpage for more color options.

Overall Dimensions:
 15³/₃₂" x 11⁷/₃₂" x 3¹⁵/₁₆"
 (383 x 285 x 100 mm)
 ADA compliant.

ONLY ASI CAN SUPPLY EVERYTHING FOR YOUR WASHROOM

And only ASI Group offers the industry's most cutting-edge hand dryers, soap dispensers, baby changing stations, paper towel dispensers, toilet partitions, lockers and much, much more.



Distributed by:

Blaine Distribution LLC
17319 Blaine Drive
Hagerstown, MD 21740
800-638-2200

ASI[®]
Integrated Solutions
Partitions · Accessories · Lockers

© 2015 American Specialties, Inc., an ASI Group Company

American Specialties, Inc.
441 Saw Mill River Rd, Yonkers, NY 10701
Tel: 914.476.9000 Fax: 914.476.0688
E-mail: info@americanspecialties.com
Web: americanspecialties.com

ASI98380315